

Collaborative Research and Development ("Seed") Projects for the 2015/16 School Year

The Power of Digital Texts in Promoting Literacies across the Curriculum in the Junior Secondary English Classroom

**English Language Education Section
Curriculum Development Institute
Education Bureau**

Leung Shek Chee College



INTRODUCTION

School Background – Leung Shek Chee College



School

- A well-established girls' school
- e-Learning – direction of development
- 37 tablets for students' use



Teachers

- Devoted teachers
- Ready to incorporate e-learning
- Strong culture of collaboration



Students

- With above average language abilities
- Interested in the use of IT
- Well-behaved and cooperative

Connecting reading and writing using digital texts

Designing a Task in Reading and Writing across the Curriculum

Reading

Tryout 1

Monster
Hunting

Tryout 2

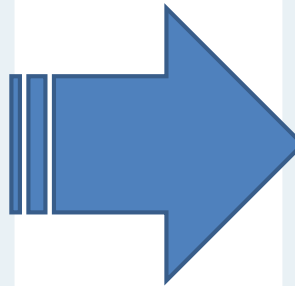
What a Mess!

A digital text on
animals

A digital text on
oil spill

Web-based e-book

<http://www.csi-literacy-cloud.com/>



Writing

Tryout 1



A digital poster
on hybrids

Pic Collage

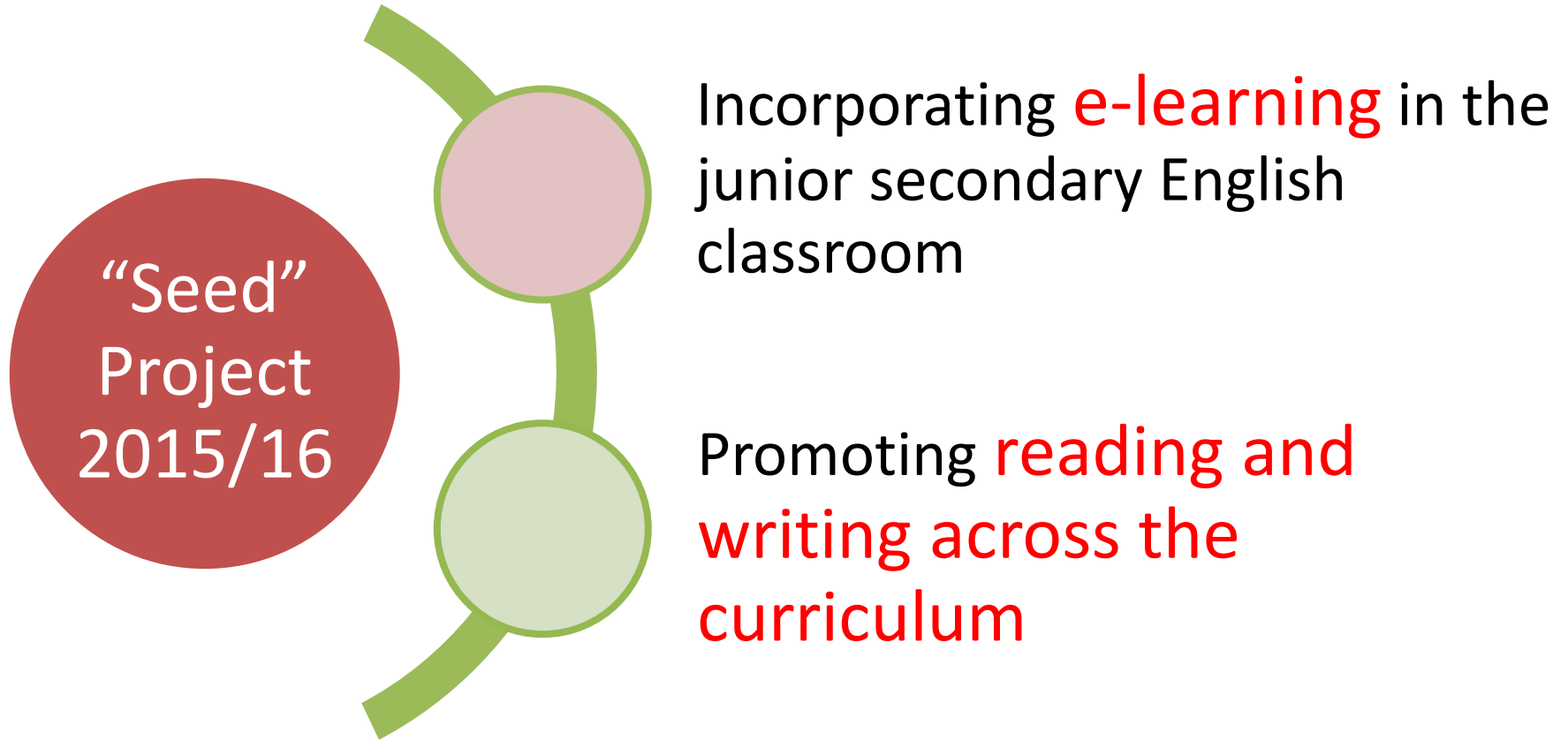
Tryout 2



An educational
video on
endangered species

Explain Everything

Focusses of the “Seed” Project



FOCUS 1

E-LEARNING

e-Learning

- to develop students' reading skills and strategies

e-Books

The use of electronic features, e.g. multimedia and masking, to develop students' reading skills and strategies

Making prediction

- Facilitated with the e-feature of **masking**

Inferencing

- Facilitated with the use of **videos**

e-Learning

- to develop students' ability to make predictions

To help you learn more about animals with special features, your boss has given you an article about mythical creatures to read.

Preparing to read

Look at the title and picture of the text below. Indicate if you agree or disagree with the statements by ticking the appropriate boxes under the column "before reading".

Students predicting the content of the text with the picture in the e-book and an anticipation guide.



Before reading		Statements	After reading	
Agree or Disagree			True or False	
<input type="checkbox"/>	<input type="checkbox"/>	1. → This article is mainly about dragons, the mythical creature.	<input type="checkbox"/>	<input type="checkbox"/>
<input type="checkbox"/>	<input type="checkbox"/>	2. → Animals that look like dragons all eat meat.	<input type="checkbox"/>	<input type="checkbox"/>
<input type="checkbox"/>	<input type="checkbox"/>	3. → Dragons are wicked creatures. They will bring black luck to people.	<input type="checkbox"/>	<input type="checkbox"/>
<input type="checkbox"/>	<input type="checkbox"/>	4. → Only one animal, i.e. dragons, is mentioned in the article.	<input type="checkbox"/>	<input type="checkbox"/>

Anticipation Guide:

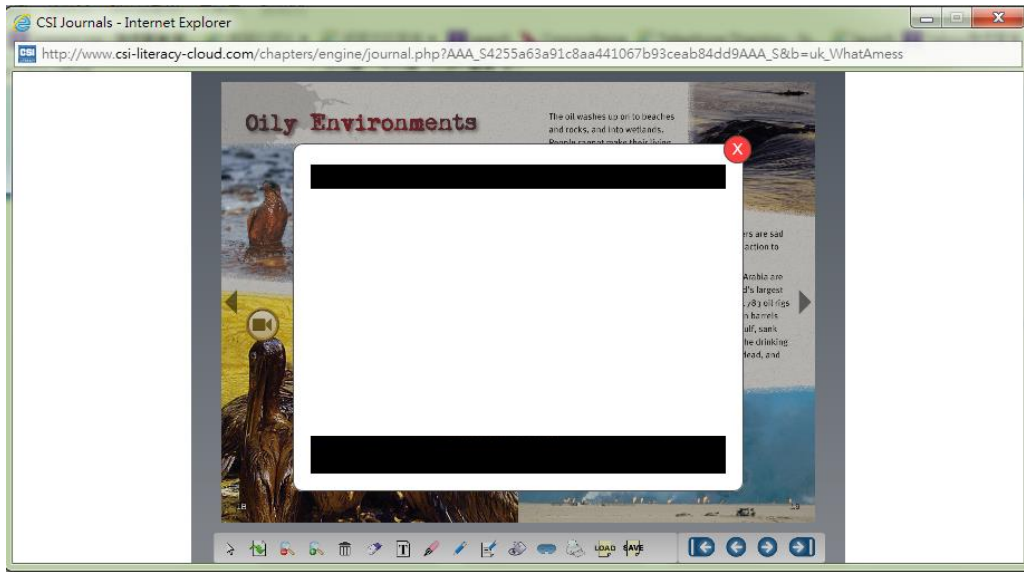
Before reading, students listen to or read several statements about key concepts presented in the text; and then choose to agree or disagree. They confirm whether these statements are true after reading.

Making use of “masking” to:

-  guide students to **make prediction** while reading
-  **demonstrate** how to predict the content of the text

e-Learning

- to develop students' inferencing skills



Taking the role assigned to you by your teacher, write how you feel about the oil spills and explain why you feel so, following the example. +1

..

..

..

e.g. I hate the oil spill as I cannot go swimming because of all the oil that is washed up on the beach. I miss the sea and I want to play on the beach with my friends. +1

e.g. A child ..

..

..

(a) → a bird ..

..

..

(b) → A fish ..

..

Students inferring the feelings of birds after watching a video



Making use of “**videos**” to facilitate inferencing through:

- engaging learners with **moving images and sound**
- providing a **sensory experience** that allows concepts and ideas to become an experience and come to life

e-Learning

- to support collaborative learning

Google Site

Setting up a class-based website for students to upload their assignments (text, image, audio and video) for peer learning and evaluation

e-Learning

- to support collaborative learning

The image displays two screenshots of an e-learning platform interface. The left screenshot shows a page titled "2c Seed Project 2015-2016" with a sidebar menu listing categories like "Chinese White Dolphins", "Fireflies", "Porpoises", and "Polar Bears". The main content area is titled "Polar Bears" and discusses the impact of global warming on polar bears in the Arctic. Below the text is a YouTube video player. The right screenshot shows a page titled "2A SEED Project 2015-16" with a sidebar menu listing categories like "Chinese White Dolphins", "Fireflies", "Porpoise", and "Polar bear". The main content area is titled "Group 7 - Threats" and discusses the dangers faced by wildlife in Hong Kong, featuring a photo of a dolphin. Below the photo is a comment section with four entries from users like KEI SUET YWAN CHAU, NGA TING SO, Ng Wing Ying, Winnie, and WING LAM TSANG.

Learning from peers to enrich ideas and deepen their knowledge of the topic

- making writing tasks purposeful as students can share their works online
- facilitating **assessment as learning** as students read information prepared by other groups and comment on their content and language use
- promoting **peer learning** through the interactive e-platform

engaging everyone including the quiet ones

The dangers faced by the wildlife

The lives of porpoises in Hong Kong are threatened lost their habitat degradation , vessel strike and water pollution .They will face going from endangered to extinct because their habitat has been decreased of coastal development habitat is in danger . Due to high-speed ferries travelling between Hong Kong and Macau / Zuhai , they can be hit or even killed . As Hong Kong water contain a lot high level of organochlorines and heavy metal , these can weaken reproductive capability .



Student-teacher communication

Peer-to-peer communication

註解

您沒有新增註解的權限。



KEI SUET VIVIAN CHAU

We should take action to our oil spill problems

下午9:2



NGA TING SO

"so their habitat is in danger" is "So", not "so".

下午4:2



Ng Wing Ying, Winnie

Good use of linking words. You have used "Due to" and "As" correctly! =)

上午9:0



WING LAM TSANG

I really agree with you , i think that the governmental organizations should put more concern on those problem about those endanger species . They should disallowed those ferries in order to provide a better habitat for them to live in

下午10:0




e-Learning

- as sources of input and information to facilitate self-directed learning

Access to the Internet

Online dictionaries, encyclopedia and access to the Internet facilitate the research of information and data and extend students' knowledge base to other subjects

The following website may help you understand more about the phrase allocated to you:

1. <http://academickids.com/> (You may input the phrase(s) in the "Search" box.)

2. <http://encyclopedia.kids.net.au/> (You may input the phrase(s) in the "Search Encyclopedia" box.)

3. <http://www.wordsmyth.net/> (You may select "Beginner", "Intermediate" or "Advanced" dictionary.)


Group:	
Phrase assigned:	
What the phrase means:	

Students researching information on an assigned topic on the Internet before giving a presentation



- develop students' research skills
- enable students to further explore the topic and acquire knowledge about other subjects
- empower students to become makers of their own knowledge

e-Learning

- as sources of input and information to facilitate self-directed learning

- ✚ Instant explanation on terminology from the online encyclopaedia
- ✚ Acquisition of knowledge in other subjects
- ✚ Enriching the content of the writing task

e-Learning

- to enhance students' writing skills and multiliteracies

The production of digital texts facilitates:

- process writing
- development of multiliteracies

Tryout 1

- creating a poster using the app "Pic Collage"



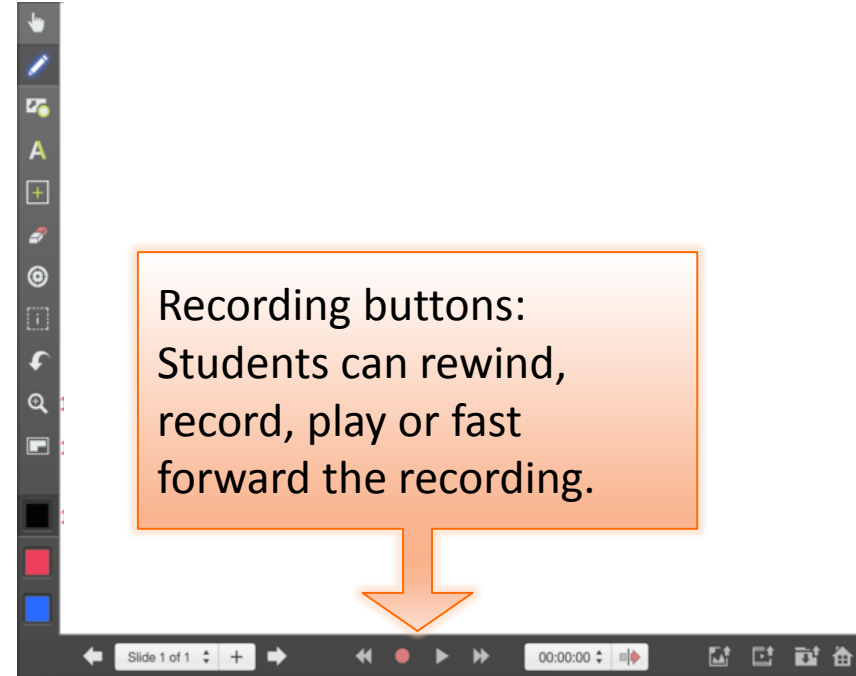
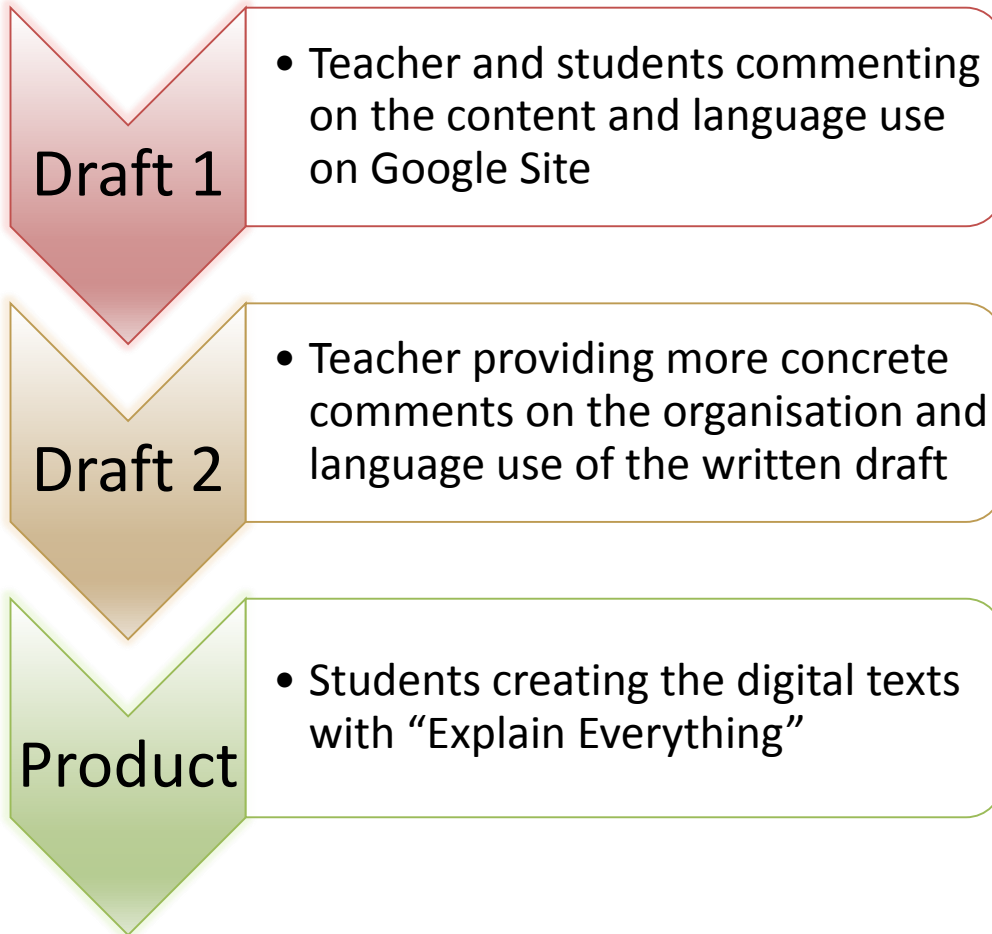
Tryout 2

- creating an educational video using the app "Explain Everything"



e-Learning

- to facilitate process writing



Incorporating **the production of digital texts** facilitates process writing by :

- making rewriting **authentic** and **purposeful**
- enabling students to **rehearse** and **revise** their recording, which facilitates self-directed speaking practice

e-Learning

- to enhance students' multiliteracies



Pictures created by the app "SwitchZoo" to illustrate what the hybrid looks like

Graphic design to enhance the presentation

Weaker students are able to demonstrate creativity and express themselves through good use of the apps

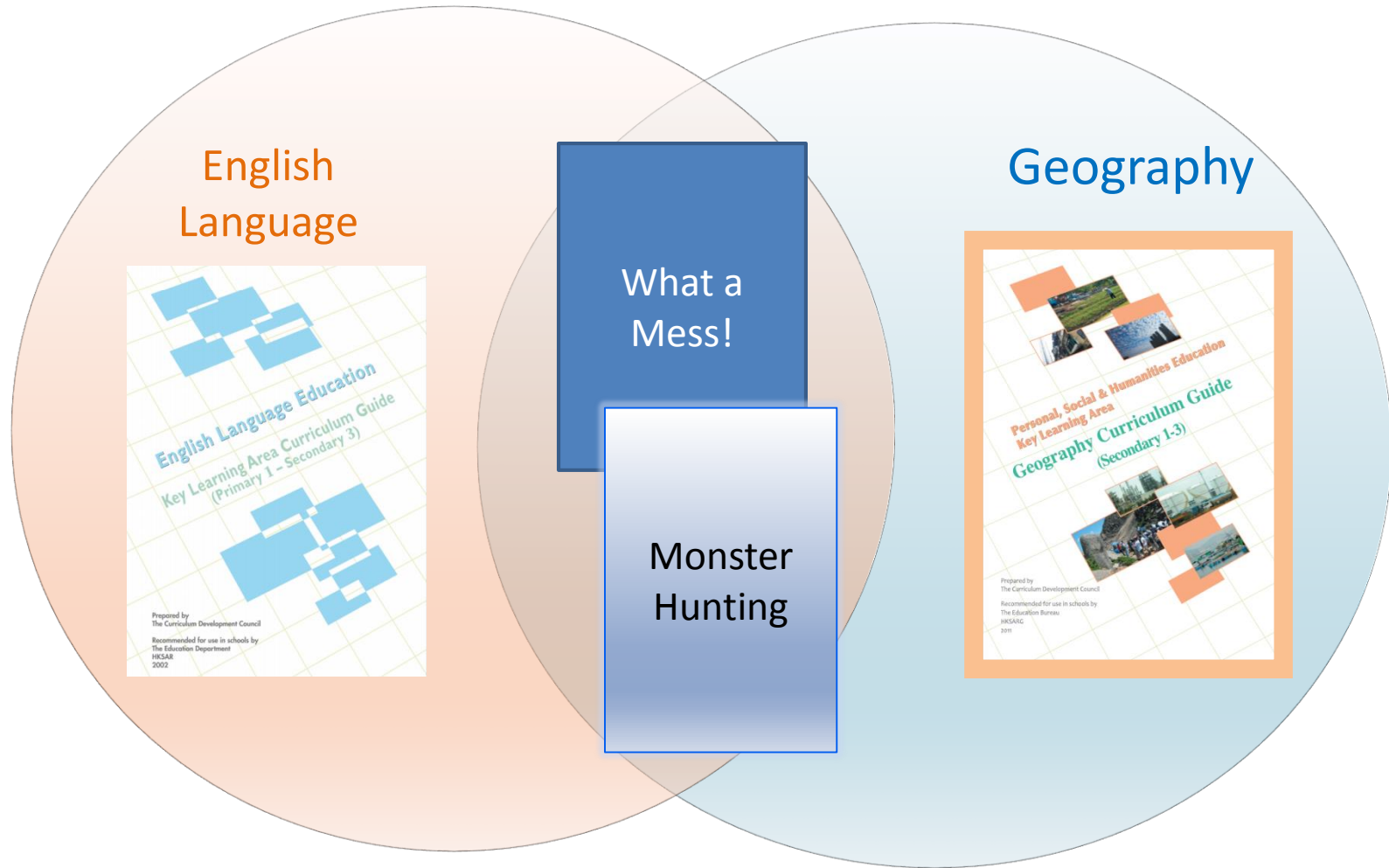
Incorporating **the production of digital texts** to develop students' abilities to:

- present their ideas with **diverse modes of communication** (e.g. pictures, videos)
- communicate with the use of **new technologies** (e.g. apps)

FOCUS 2:
READING AND WRITING
ACROSS THE CURRICULUM

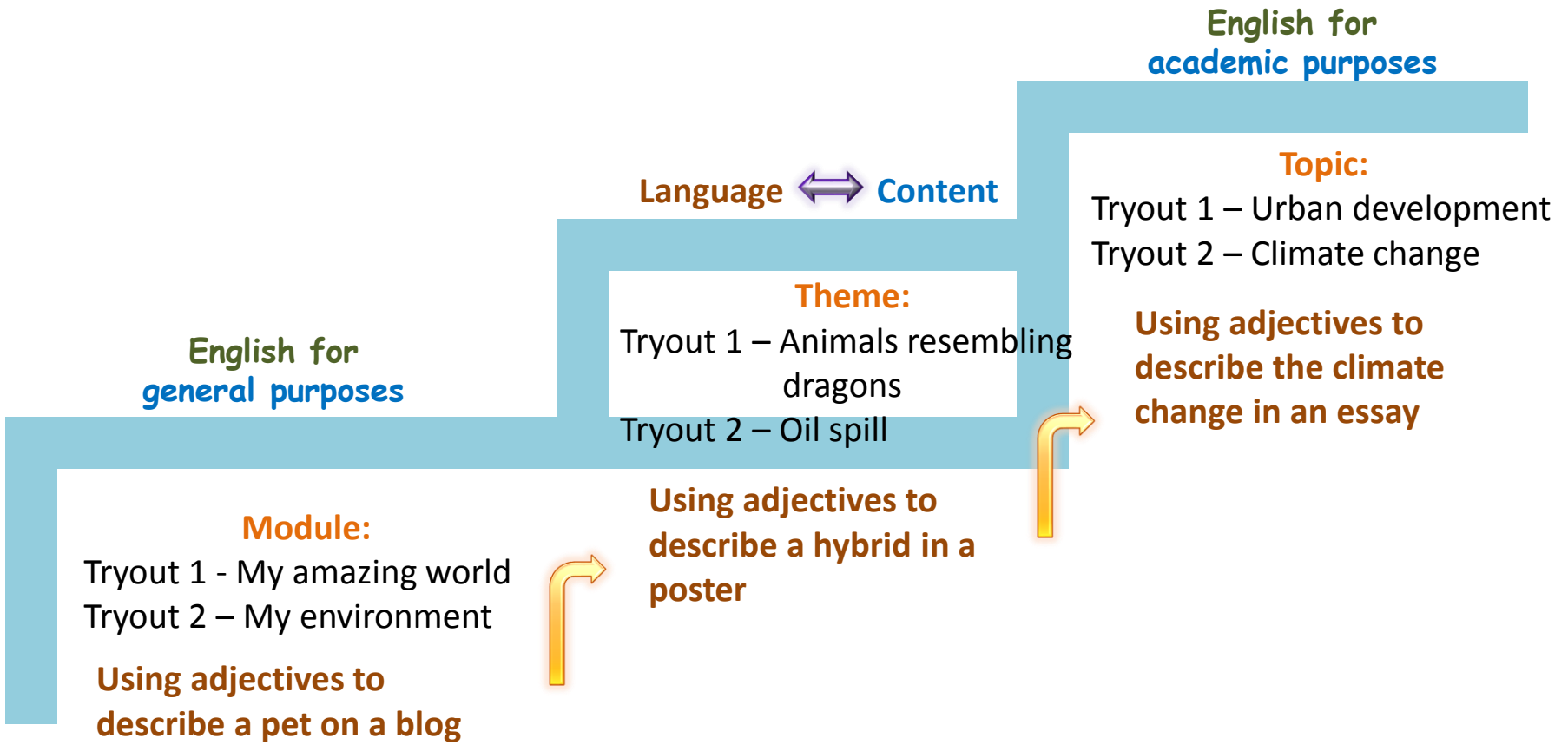
Reading and Writing across the Curriculum

- to introduce appropriate texts to promote language across the curriculum



Language ↔ Content

Promoting reading and writing across the curriculum with digital texts



Reading and Writing across the Curriculum

- to develop students' understanding of language features

develop students' understanding of language features in English texts written for academic purposes, e.g. rhetorical functions

Tryout 1

➤ To describe:

- adjectives
- relative clauses
- prepositional phrases

Tryout 2

➤ To explain:

- connectives of cause and effect
- modal verbs

NEW HYBRID SPECIES DISCOVER!

The new hybrid is named Lemur Cat. It is the hybrid of cat and Ring-tailed Lemur. Its body and tail are both black-and-white-striped. Its fur is black. It also has a smooth tail which is as thick as the elephant's 200 cm long trunk. With the size of 2 to 9kg. Lemur Cat swims very fast and climb trees easily. It eats grass and nuts, so it is a plant eater. Besides, it lives in the enomorous grasslands in Africa. When it sneezes, it will giggle and roll on yhe ground.

- Compound adjectives
- Relative clauses
- Prepositional phrases
- Originality
- Appealing typeface

Why is it produced?
It is produced because some...

Recommendations

- Whole-school approach can facilitate the implementation of e-learning.
- Technical problems are inevitable but can be solved by e.g.:
 - Collaborative learning
 - Allowing time for students to familiarise themselves with the e-resources
 - Strategic introduction of e-resources

Future Plan of the “Seed” School

- ✿ Making use of digital texts as reading input
- ✿ Identifying suitable topics / themes & incorporating reading and writing across curriculum at the junior secondary level
- ✿ Extending the use of apps to facilitate the production of digital texts by students

Acknowledgement of the photographs

- Slide 5: Dolphin by nakhon100 (2008)
<https://www.flickr.com/photos/8058098@N07/2718571627/>
- Slides 12 & 13: Daisy the porpoise by Ruth and Dave (2012)
<https://www.flickr.com/photos/ruthanddave/6828030642>
- Slide 16: Dolphin 2 by SSShupe (2013)
<https://www.flickr.com/photos/ssshupe/10446062696>
- Slides 16 & 18: Zebra by steam_rocket (2014)
<https://www.flickr.com/photos/8015956@N04/14154222295>
- Slides 16 & 18: Panther leo by Blake Matheson (2009)
<https://www.flickr.com/photos/34328261@N02/4073462214>
- Slide 23: IMG_1408 by brianfagan (2011)
<https://www.flickr.com/photos/diamondace/5379416194>
- Slide 24: Cat by Amayita (2007)
<https://www.flickr.com/photos/amayita/427349249>